

2020 Sustainability Highlights



Salaries

Total Salaries

\$59,681,735



Orano salaries going to
Residents of SK's North (RSN):


\$20,750,972

Total expenditures for salary wages and benefits for work related to Saskatchewan uranium operations and projects for direct employees only.

Taxes and Royalties

Government Tax
& Royalties

\$17,489,356



Donations and Scholarships

Total Donations
and Sponsorships

\$524,612

Total Scholarships

\$32,333

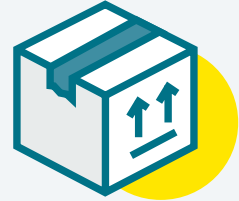


Donations and sponsorships are made to community and charitable organizations, and scholarships are awarded to northern post-secondary students. Totals do not include community investment through collaboration agreements or Six River Fund.

Goods and Services

Total Goods & Services

\$104,613,824



66.9% spent with Saskatchewan owned and operated businesses (almost \$70M)

51.6% of Saskatchewan spend directed towards Northern Saskatchewan businesses (over \$36M)

48.3% of Saskatchewan spend directed towards Indigenous-owned/operated businesses (over \$34M)

Expenditures

Capital
Expenditures

\$37,302,721

Exploration
Expenditures

\$12,450,907

Reclamation
Expenditures

\$903,733



Production

Total production
(Cigar Lake/McClean Lake):

10,081,827 lbs U₃O₈



Exploration



Total Orano Exploration Projects:

35 (512,483.32 hectares)

Total Joint Venture Exploration Projects:

19 (463,689.99 hectares)

Safety

Fatalities	0	0
Lost-time injuries	4	2
Medical Incidents <small>(reportable and includes modified work injuries)</small>	11	6
First Aids	72	60
Total	87	68
	2019	2020

Radiation Protection at McClean Lake Operation

Maximum Dose for Nuclear Energy Workers (NEW):

4.28 mSv

Annual Average Dose for NEW:

0.66 mSv

10 mSv

Radiation dose from a single full body CT Scan

1.8 mSv

Typical Canadian's yearly exposure to natural background radiation

50 mSv annual regulatory limit (CNSC), not exceeding 100 mSv over 5 years.


Public Opinion Survey

83% Province-wide (overall) support

43% Strongly support

75% Northern SK support

41% Strongly support



Employment*



Total Orano Canada: **420**

McClean Lake Mill: **299**

RSN: **160 (53%)**

Self-identified Indigenous: **143 (48%)**

Long-term Contractors: **48**

RSN: **33 (68.7%)**

Self-identified Indigenous: **37 (77%)**

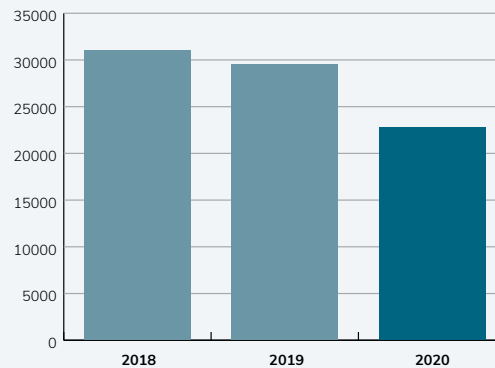
*All employment stats are presented as annual averages.

Emissions



Scope 1 Greenhouse Gas Emissions (teq CO₂)

22,757.74



Due to the COVID-19 pandemic, McClean Lake Mill was under care and maintenance for 5 months in 2020.

Environmental Monitoring at McClean Lake



Total regulatory monitoring stations: **250**

Total number of lakes sampled: **25**

Sampling station categories include: process water, groundwater, surface water, air, soil & terrestrial vegetation, and aquatic biota & sediment.



oranocanada.com

